

2014 MIGS







Team Results

Mar 7-9, 2014

Page: 1
Printed: 3/10/2014 11:45:29 PM

Men / 10 / All Ages

Session: All

Rank	Gym	Team	Score						
1T	GW	*	235.200	41.000 1	40.000 1	37.700 2	39.200 2	38.300 3	39.000 1
1T	CGS	*	235.200	39.500 2	39.800 2	39.700 1	40.300 1	38.700 1	37.200 2
3	MHG	*	211.700	39.100 3	36.900 3	36.800 3	37.500 3	38.500 2	22.900 5
4	GNG	*	209.400	38.500 4	35.500 4	33.200 4	34.800 4	35.900 4	31.500 3